

A Systematic REVIEW of Autopsy findings in deaths after covid-19 vaccination

Nicolas Hulscher, Paul E. Alexander, Richard Amerling, Heather Gessling, Roger Hodgkinson, William Makis, Harvey A. Risch, Mark Trozzi, Peter A. McCullough



PII: S0379-0738(24)00196-8

DOI: <https://doi.org/10.1016/j.forsciint.2024.112115>

Reference: FSI112115

To appear in: *Forensic Science International*

Received date: 9 October 2023

Revised date: 17 January 2024

Accepted date: 17 June 2024

Please cite this article as: Nicolas Hulscher, Paul E. Alexander, Richard Amerling, Heather Gessling, Roger Hodgkinson, William Makis, Harvey A. Risch, Mark Trozzi and Peter A. McCullough, A Systematic REVIEW of Autopsy findings in deaths after covid-19 vaccination, *Forensic Science International*, (2024) doi:<https://doi.org/10.1016/j.forsciint.2024.112115>

This is a PDF file of an article that has undergone enhancements after acceptance, such as the addition of a cover page and metadata, and formatting for readability, but it is not yet the definitive version of record. This version will undergo additional copyediting, typesetting and review before it is published in its final form, but we are providing this version to give early visibility of the article. Please note that, during the production process, errors may be discovered which could affect the content, and all legal disclaimers that apply to the journal pertain.

© 2024 The Author(s). Published by Elsevier B.V.

Review

**A SYSTEMATIC REVIEW OF AUTOPSY FINDINGS IN DEATHS AFTER
COVID-19 VACCINATION**

Nicolas Hulscher, BS ^{1*}, Paul E. Alexander, PhD², Richard Amerling, MD²,
Heather Gessling, MD², Roger Hodgkinson, MD², William Makis, MD³, Harvey A.
Risch, MD, PhD⁴, Mark Trozzi, MD⁵, Peter A. McCullough, MD, MPH^{2 6}

¹University of Michigan School of Public Health, Ann Arbor, MI, USA

²The Wellness Company, Boca Raton, FL

³Cross Cancer Institute, Alberta Health Services, 11560 University Avenue,
Edmonton, AB T6G 1Z2, Canada.

⁴Professor Emeritus, Yale University School of Public Health, New Haven, CT

⁵Independent Physician, Bancroft, Canada

⁶Truth for Health Foundation, Tucson, AZ, ORCID ID: 0000-0002-0997-6355

*Correspondence: nichulscher@gmail.com (Nicolas Hulscher)

Word Count: 3414

Acknowledgements: None

Funding: None

Abstract

Background: The rapid development of COVID-19 vaccines, combined with a high number of adverse event reports, have led to concerns over possible mechanisms of injury including systemic lipid nanoparticle (LNP) and mRNA distribution, Spike protein-associated tissue damage, thrombogenicity, immune system dysfunction, and carcinogenicity. The aim of this systematic review is to investigate possible causal links between COVID-19 vaccine administration and death using autopsies and post-mortem analysis.

Methods: We searched PubMed and ScienceDirect for all published autopsy and necropsy reports relating to COVID-19 vaccination up until May 18th, 2023. All autopsy and necropsy studies that included COVID-19 vaccination as an antecedent exposure were included. Because the state of knowledge has advanced since the time of the original publications, three physicians independently reviewed each case and adjudicated whether or not COVID-19 vaccination was the direct cause or contributed significantly to death.

Results: We initially identified 678 studies and, after screening for our inclusion criteria, included 44 papers that contained 325 autopsy cases and one necropsy

case. The mean age of death was 70.4 years. The most implicated organ system among cases was the cardiovascular (49%), followed by hematological (17%), respiratory (11%), and multiple organ systems (7%). Three or more organ systems were affected in 21 cases. The mean time from vaccination to death was 14.3 days. Most deaths occurred within a week from last vaccine administration. A total of 240 deaths (73.9%) were independently adjudicated as directly due to or significantly contributed to by COVID-19 vaccination, of which the primary causes of death include sudden cardiac death (35%), pulmonary embolism (12.5%), myocardial infarction (12%), VITT (7.9%), myocarditis (7.1%), multisystem inflammatory syndrome (4.6%), and cerebral hemorrhage (3.8%).

Conclusions: The consistency seen among cases in this review with known COVID-19 vaccine mechanisms of injury and death, coupled with autopsy confirmation by physician adjudication, suggests there is a high likelihood of a causal link between COVID-19 vaccines and death. Further urgent investigation is required for the purpose of clarifying our findings.

Keywords: Autopsy; necropsy; COVID-19; COVID-19 vaccines; mRNA; SARS-CoV-2 vaccination; death; excess mortality; spike protein; organ system

Introduction

As of May 31st, 2023, SARS-CoV-2 has infected an estimated 767,364,883 people globally, resulting in 6,938,353 deaths [1]. As a direct response to this worldwide catastrophe, governments adopted a coordinated approach to limit caseloads and mortality utilizing a combination of non-pharmaceutical interventions (NPIs) and novel gene-based vaccine platforms. The first doses of vaccine were administered less than 11 months after the identification of the SARS-CoV-2 genetic sequence (in the United States, under the Operation Warp Speed initiative), which represented the fastest vaccine development in history with limited assurances of short and long-term safety [2]. Currently, roughly 69% of the global population have received at least one dose of a COVID-19 vaccine [1].

The most frequently utilized COVID-19 vaccine platforms include inactivated virus (Sinovac – CoronaVac), protein subunit (Novavax – NVX-CoV2373), viral vector (AstraZeneca – ChAdOx1 nCoV-19, Johnson & Johnson – Ad26.COV2.S), and messenger RNA (Pfizer-BioNTech – BNT162b2, Moderna – mRNA-1273)[3]. All utilize mechanisms that can cause serious adverse events; most involve the uncontrolled synthesis of the Spike glycoprotein as the basis of

the immunological response. Circulating Spike protein is the likely deleterious mechanism through which COVID-19 vaccines produce adverse effects [4-8,11,12]. Spike protein and/or subunits/peptide fragments can trigger ACE2 receptor degradation and destabilization of the renin–angiotensin system (RAS), resulting in severe thrombosis [4]. Spike protein activates platelets, causes endothelial damage, and directly promotes thrombosis [5].

Moreover, Immune system cells that uptake lipid nanoparticles (LNPs) from COVID-19 vaccines can then systemically distribute Spike protein and microRNAs via exosomes, which may cause severe inflammatory consequences [5]. Further, long term cancer control may be jeopardized in those injected with mRNA COVID-19 vaccines because of interferon regulatory factor (IRF) and tumor suppressor gene dysregulation [5]. Moreover, a possible causal link between COVID-19 vaccines and various diseases has been found, including neurological disorders, myocarditis, blood platelet deficiencies, liver disease, weakened immune adaptability, and cancer development [5]. These findings are supported by the finding that recurrent COVID-19 vaccination with genetic vaccines may trigger unusually high levels of IgG4 antibodies which can lead to immune system dysregulation, and contribute to the emergence of autoimmune disorders, myocarditis, and cancer growth [6].

Neurotoxic effects of Spike protein may cause or contribute to the post-COVID syndrome, including headache, tinnitus, autonomic dysfunction, and small fiber neuropathy [7]. Specific to the administration of viral vector COVID-19 vaccines (AstraZeneca; Johnson and Johnson) a new clinical syndrome called vaccine-induced immune thrombotic thrombocytopenia (VITT) was identified in 2021 and characterized by the development of thromboses at atypical body sites combined with severe thrombocytopenia after vaccination [9]. The pathogenesis of this life-threatening side effect is currently unknown, though it has been proposed that VITT is caused by post-vaccination antibodies against platelet factor 4 (PF4) triggering extensive platelet activation [9]. mRNA-based vaccines rarely cause VITT, but they are associated with myocarditis, or inflammation of myocardium [10]. The mechanisms for the development of myocarditis after COVID-19 vaccination are not clear, but it has been hypothesized that it may be caused by molecular mimicry of Spike protein and self-antigens, immune response to mRNA, and dysregulated cytokine expression [10]. In adolescents and young adults diagnosed with post-mRNA vaccine myocarditis, free Spike protein was detected in the blood while vaccinated controls had no circulating Spike protein [11]. It has been demonstrated that SARS-CoV-2 Spike mRNA vaccine sequences can circulate in the blood for at least 28 days after vaccination [12]. These data indicate

that adverse events may occur for an unknown period after vaccination, with Spike protein playing an important potential etiological role.

A Freedom of Information Act (FOIA) document obtained from the Australian Government, titled Nonclinical Evaluation of BNT162b2 [mRNA] COVID-19 vaccine (COMIRNATY), shows systemic distribution of the LNPs containing mRNA after vaccine administration in rats, concluding that LNPs reached their highest concentration at the injection site, followed by the liver, spleen, adrenal glands, ovaries (females), and bone marrow (femur) over 48 hours [13]. Further, LNPs were detected in the brain, heart, eyes, lungs, kidneys, bladder, small intestine, stomach, testes (males), prostate (males), uterus (females), thyroid, spinal cord, and blood [13]. This biodistribution data suggests that Spike protein may be expressed in cells from many vital organ systems, raising significant concerns regarding the safety profile of COVID-19 vaccines. Given the identified vaccination syndromes and their possible mechanisms, the frequency of adverse event reports is expected to be high, especially given the vast number of vaccine doses administered globally.

Through May 5th, 2023, the Vaccine Adverse Events Reporting System (VAERS) contained 1,556,050 adverse event reports associated with COVID-19

vaccines, including 35,324 deaths, 26,928 myocarditis and pericarditis, 19,546 heart attacks, and 8,701 thrombocytopenia reports [14]. If the alarmingly high number of reported deaths are indeed causally linked to COVID-19 vaccination, the implications could be immense, including: the complete withdrawal of all COVID-19 vaccines from the global market, suspension of all remaining COVID-19 vaccine mandates and passports, loss of public trust in government and medical institutions, investigations and inquiries into the censorship, silencing and persecution of doctors and scientists who raised these concerns, and compensation for those who were harmed as a result of the administration of COVID-19 vaccines. Using VAERS data alone to establish a causal link between COVID-19 vaccination and death, however, is not possible due to many limitations and confounding factors.

In 2021, Walach et al indicated that every death after COVID-19 vaccination should undergo an autopsy to investigate the mechanisms of harm [15]. Autopsies are one of the most powerful diagnostic tools in medicine to establish cause of death and clarify the pathophysiology of disease [16]. COVID-19 vaccines, with plausible mechanisms of injury to the human body and a substantial number of adverse event reports, represent an exposure that may be causally linked to death in some cases. The purpose of this systematic review is to investigate possible causal

links between COVID-19 vaccine administration and death using autopsies and post-mortem analysis.

Methods

Data Sources and Search Strategy

We performed a systematic review of all published autopsy and necropsy reports relating to COVID-19 vaccination through May 18th, 2023. The following databases were used: PubMed and ScienceDirect. The following keywords were used: ‘COVID-19 Vaccine’, ‘SARS-CoV-2 Vaccine’, or ‘COVID Vaccination’, and ‘Post-mortem’, ‘Autopsy’, or ‘Necropsy’. All possible keyword combinations were manually searched. The search was not restricted to any language. All selected studies were screened for relevant literature contained in their references.

Eligibility Criteria and Selection Process

All original articles, case reports and case series that contain autopsy or necropsy (gross and histologic analysis of organ and tissues) results with COVID-19 vaccines as an antecedent exposure were included. Review articles, systematic reviews, meta-analyses, papers with no autopsy or necropsy results, non-human studies, and papers with no reported COVID-19 vaccination status were excluded. Two authors (NH and PAM) independently screened the full text of all retrieved

studies to assess their eligibility for inclusion and removed all ineligible/duplicate studies. Any disagreements for inclusion of an article were resolved by discussion until agreement was reached.

Data Extraction and Analysis

From the selected studies, two authors (NH and PAM) independently extracted the following data into Microsoft Excel: year published, country where the study conducted, and all available individual case information (age, sex, brand of COVID-19 vaccine, cumulative number of COVID-19 vaccine doses administered, days from last COVID-19 vaccine administration to death, post-mortem findings, and type of post-mortem procedure). Any discrepancies in data were resolved by discussion and re-extraction. Given the presence of some missing data, all available information was used to calculate descriptive statistics. Estimated age (exact age not given) and inferred time from last vaccine administration to death (no definitive time given) were excluded from calculations and figures. Because the state of knowledge regarding COVID-19 vaccine safety has advanced since the time of the original publications, we performed a contemporary review: three physicians (RH, WM, PAM) with experience in death adjudication and anatomical/clinical pathology independently reviewed the available evidence of each case (Table S1), including demographic information,

clinical vignette, vaccination data, gross and histologic autopsy/necropsy findings and determined whether or not COVID-19 vaccination was the direct cause or contributed significantly to the mechanism of death described. The physicians assessed the temporal relationships, strength of evidence and consistency of findings with known causes of vaccine death, and other potential etiologies to adjudicate each case. Agreement was reached when two or more physicians adjudicated a case concordantly. For the study by Chaves [20], only cardiovascular and hematological system related cases were adjudicated as being linked to the vaccine due to a high probability of COVID-19 vaccination contributing to death and missing individual case information for the other individuals.

Results

A database search yielded 678 studies that had potential to meet our inclusion criterion. 562 duplicates were screened out. Out of the remaining 116 papers, 36 met our specified inclusion criterion. Through further analysis of references, we located 18 additional papers, with 8 of them meeting our inclusion criterion. In total, we found 44 studies that contained autopsy or necropsy reports of COVID-19 vaccinees (Figure 1).

Table 1 summarizes the 44 studies [17-60], which includes a total of 325 autopsy cases and 1 necropsy case (heart). The mean age of death was 70.4 years and there were 139 females (42.6%). Most received a Pfizer/BioNTech vaccine (41%), followed by Sinovac (37%), AstraZeneca (13%), Moderna (7%), Johnson & Johnson (1%), and Sinopharm (1%).

The cardiovascular system was most frequently implicated (49%), followed by hematological (17%), respiratory (11%), multiple organ systems (7%), neurological (4%), immunological (4%), and gastrointestinal (1%). In 7% of cases, the cause of death was either unknown, non-natural (drowning, head injury, etc.) or infection (Figure 2). One organ system was affected in 302 cases, two in 3 cases, three in 8 cases, and four or more in 13 cases (Figure 3).

Table 2 shows the number and proportion of each reported cause of death. Sudden cardiac death was the most common cause of death (21.2%), followed by myocardial infarction (9.5%), pulmonary embolism (9.5%), ischemic heart disease (6.8%), VITT (5.8%), COVID-19 pneumonia (5.8%), myocarditis/pericarditis (5.5%), cerebral/subarachnoid hemorrhage (2.8%), coronary artery disease (2.5%), respiratory failure (2.5%), and unexplained (2.5%).

The number of days from vaccination until death was 14.3 (mean), 3 (median) irrespective of dose, 7.8 (mean), 3 (median) after one dose, 23.2 (mean), 2 (median) after two doses, and 5.7 (mean), 2 (median) after three doses. The distribution of days from last vaccine administration to death is highly right skewed, showing that most of the deaths occurred within a week from last vaccination (Figure 4).

240 deaths (73.9%) were independently adjudicated by three physicians to be significantly linked to COVID-19 vaccination (Table S1). Among adjudicators, there was complete independent agreement (all three physicians) of COVID-19 vaccination contributing to death in 203 cases (62.5%). The one necropsy case was judged to be linked to vaccination with complete agreement. Among the 240 deaths that have been adjudicated as being significantly linked to COVID-19 vaccination, most received a Sinovac vaccine (46.3%), followed by Pfizer (30.1%), AstraZeneca (14.6%), Moderna (7.5%), Johnson & Johnson (1.3%), and Sinopharm (0.8%); the mean age of death was 55.8; the number of days from vaccination until death was 11.3 (mean), 3 (median) irrespective of dose; and the primary causes of death include sudden cardiac death (35%), pulmonary embolism (12.5%), myocardial infarction (12%), VITT (7.9%), myocarditis (7.1%), multisystem inflammatory syndrome (4.6%), and cerebral hemorrhage (3.8%).

Discussion

Among all published autopsy reports relating to COVID-19 vaccination, we found by independent adjudication that 73.9% of deaths were attributable to fatal COVID-19 vaccine injury syndromes (Table S1). The cardiovascular system was by far the most implicated organ system in death, followed by hematological, respiratory, multiple organ systems, neurological, immunological, and gastrointestinal systems (Figure 2), with three or more organ systems affected in 21 cases (Figure 3). Sudden cardiac death, myocardial infarction, myocarditis, pericarditis, pulmonary embolism, VITT, brain hemorrhage, multi-organ failure, respiratory failure, and cytokine storm were the reported causes of death in the majority of cases (Table 2). The majority of deaths occurred within a week from last vaccine administration (Figure 4). These results corroborate known COVID-19 vaccine-induced syndromes and show significant, temporal associations between COVID-19 vaccination and death involving multiple organ systems, with a predominant implication of the cardiovascular and hematological systems. Criteria of causality from an epidemiological perspective have been met including biological plausibility, temporal association, internal and external validity, coherence, analogy, and reproducibility with each successive case report of death after COVID-19 vaccination combined with population-based studies describing mortality among the vaccinated.

Our findings amplify concerns regarding COVID-19 vaccine adverse events and their mechanisms. COVID-19 vaccine-induced myocarditis [10,61,62] and myocardial infarction [63,64] have been significantly well-described in the peer-reviewed literature, explaining the high proportion of cardiovascular deaths seen in our study. Spike protein's deleterious effects [4-8,12], especially on the heart [11,65], further corroborate these findings. Our results also highlight the involvement of multiple organ systems described as Multisystem Inflammatory Syndrome (MIS) and reported following COVID-19 vaccination in both children [66] and adults [67]. A possible mechanism by which MIS occurs after vaccination could be the systemic distribution of the LNPs containing mRNA after vaccine administration [13] and the consequent systemic Spike protein expression and circulation resulting in system-wide inflammation. A significant proportion of cases were due to hematological system adverse events, which is not surprising given that VITT [68] and pulmonary embolism (PE) [69] have been reported in the literature as serious adverse events following COVID-19 vaccination. Deaths caused by adverse effects to the respiratory system were also relatively common in our review, a finding that is in line with the possibility of developing acute respiratory distress syndrome (ARDS) or drug-induced interstitial lung disease (DIILD) after COVID-19 vaccination [70,71]. Although uncommon among cases

in this study, immunological [72], neurological [73], and gastrointestinal [74] adverse events can still occur after COVID-19 vaccination and, as with the cardiovascular system, may be directly or indirectly caused by the systemic expression or circulation of Spike protein. Given the average time (14.3 days) in which cases died after vaccination, a temporal association between COVID-19 vaccination and death among most cases is further supported by the finding that SARS-CoV-2 Spike mRNA vaccine sequences can circulate in the blood for at least 28 days after vaccination [12]. Most of the deployed vaccine platforms are associated with death, suggesting that they share a common feature that causes adverse effects, which is most likely Spike protein.

The large number of COVID-19 vaccine induced deaths evaluated in this review is coherent with multiple papers that report excess mortality after COVID-19 vaccination. Pantazatos and Seligmann found that all-cause mortality increased 0-5 weeks post-injection in most age groups resulting in 146,000 to 187,000 vaccine-associated deaths in the United States between February and August of 2021 [75]. With similar findings, Skidmore estimated that 278,000 people may have died from the COVID-19 vaccine in the United States by December 2021 [76]. These concerning results were further elucidated by Aarstad and Kvitastein, who found that among 31 countries in Europe, a higher population COVID-19

vaccine uptake in 2021 was positively correlated with increased all-cause mortality in the first nine months of 2022 after controlling for alternative variables [77]. Since the initiation of the global COVID-19 vaccination campaign, excess mortality from non-COVID-19 causes has been detected in many countries [78-83], suggesting a common adverse exposure among the global population. Pantazatos estimated that VAERS deaths are underreported by a factor of 20 [75]. If we apply this underreporting factor to the May 5th, 2023, VAERS COVID-19 vaccine death report number of 35,324 [14], the amount of deaths becomes an estimated 706,480 in the United States and other countries that utilize VAERS. If this extrapolated number of deaths were true, it would implicate the COVID-19 vaccines as a contributing factor to excess mortality among populations.

There have been several studies that have analyzed the causal relationship between COVID-19 vaccines and death. Maiese et al [84] and Sessa et al [85] used the conclusions of their included studies to assess the causal relationship between COVID-19 vaccination and death. In these studies, they found 14 and 15 deaths with a demonstrated causal link to COVID-19 vaccination, respectively. However, the collected conclusion methodology used in these studies is flawed for fully evaluating causal links at this time, specifically with COVID-19 vaccines, because they are novel medical products and new safety data is an inevitability as time

advances. The average timeframe for a proper safety and efficacy evaluation for a vaccine is about 10.71 years [86]. Thus, collected conclusion methodology should only be considered for studies that have been published at least a few years after vaccine development to retain valid conclusions. For example, a paper published in 2021 indicates the AstraZeneca vaccines as safe with no links to serious adverse events including VITT [87], however, after more observation time, other researchers found a link between AstraZeneca vaccines and fatal VITT [68, 88] prompting widespread market withdrawal [89]. Pomara et al [35] used the World Health Organization adverse event following immunization (WHO AEFI) guidelines, which we agree is a great method to assess causality between COVID-19 vaccination and death. In this paper, the researchers concluded that there may exist a causal link between COVID-19 vaccination and death from VITT. Unfortunately, we could not properly utilize the WHO AEFI methodology and complete the required checklist for our included cases due to missing needed case information. This methodology requires deceased subjects, extensive data, and IRB approval and can't be utilized in a systematic review. Tan et al [90] utilized incidence statistics to analyze the relationship between COVID-19 vaccines and death, and found a higher incidence of serious side effects compared to the prelicensing clinical trials. This method is not applicable to our study because the included autopsy reports do not present incidence statistics. Because the

aforementioned methodologies were found to be incompatible with our study, we decided to utilize adjudication procedures helmed by medical professionals with relevant expertise to determine possible links between COVID-19 vaccines and death. Independent adjudication methodology was used by Hulscher et al [91] to evaluate causal links between COVID-19 vaccines and death, where they found a highly probable causal link between COVID-19 vaccination and death from myocarditis in 28 autopsy cases.

Our study has all the limitations of bias as it applies to selection of papers and independent adjudication of the case material. We used standard systematic search methodology to limit study selection bias and three independent reviewers of the case information, so we were not influenced by the bias of the investigators and their connection, if any, with COVID-19 vaccination. Our rendered conclusions from the autopsy findings are based on the evolving understanding of COVID-19 vaccines, which differs markedly from when the referenced studies were published, making a bias assessment for those studies inapplicable. Moreover, our paper has all the limitations of systematic reviews of previously published case reports including selection bias at the level of referral for autopsy and acceptance into the peer reviewed literature. We believe publication bias could have had a large influence on our findings because of the global push for mass vaccination by

governments, medical societies, and academic medical centers coupled with investigator hesitancy to report adverse developments with new genetic products widely recommended for both caregivers and patients. Finally, confounding variables, particularly concomitant illnesses, infection, drug interactions, and other factors not accounted for, could have played roles in the causal pathway to death.

In summary, among the universe of published autopsies performed after COVID-19 vaccination available to date, with a contemporary and independent review, we found that in 73.9% of cases, COVID-19 vaccination was the direct cause or significantly contributed to death. The consistency seen among cases in this review with previously reported COVID-19 vaccine serious adverse events, their known fatal mechanisms, coupled with our independent adjudication, suggests there is a high likelihood of a causal link between COVID-19 vaccines and death. The implications of our study apply to cases of unanticipated death without antecedent illness among COVID-19 vaccine recipients. We can infer that in such cases, death may have been caused by COVID-19 vaccination. Further urgent investigation is required to build upon our results and further elucidate the pathophysiologic mechanisms of death with the goal of risk stratification and avoidance of death for the large numbers of individuals who have taken or will receive one or more COVID-19 vaccines in the future. Autopsies should be

performed on all diseased individuals that have received one or more COVID-19 vaccines. Clinical monitoring of COVID-19 vaccine recipients is indicated for a period of at least one year after vaccination to ensure the absence of serious adverse events that may lead to death.

Journal Pre-proof

References

1. WHO Coronavirus (COVID-19) Dashboard [Internet]. World Health Organization; [cited 2023 May 17]. Available from: <https://covid19.who.int/>
2. Kuter BJ, Offit PA, Poland GA. The development of COVID-19 vaccines in the United States: Why and how so fast? *Vaccine*. 2021 Apr 28;39(18):2491-2495. doi: 10.1016/j.vaccine.2021.03.077. Epub 2021 Mar 26. PMID: 33824043; PMCID: PMC7997594
3. Graña C, Ghosn L, Evrenoglou T, Jarde A, Minozzi S, Bergman H, Buckley BS, Probyn K, Villanueva G, Henschke N, Bonnet H, Assi R, Menon S, Marti M, Devane D, Mallon P, Lelievre JD, Askie LM, Kredt T, Ferrand G, Davidson M, Riveros C, Tovey D, Meerpohl JJ, Grasselli G, Rada G, Hróbjartsson A, Ravaud P, Chaimani A, Boutron I. Efficacy and safety of COVID-19 vaccines. *Cochrane Database Syst Rev*. 2022 Dec 7;12(12):CD015477. doi: 10.1002/14651858.CD015477. PMID: 36473651; PMCID: PMC9726273.
4. Trougakos IP, Terpos E, Alexopoulos H, Politou M, Paraskevis D, Scorilas A, Kastritis E, Andreakos E, Dimopoulos MA. Adverse effects of COVID-19 mRNA vaccines: the spike hypothesis. *Trends Mol Med*. 2022 Jul;28(7):542-554. doi: 10.1016/j.molmed.2022.04.007. Epub 2022 Apr 21. PMID: 35537987; PMCID: PMC9021367.

5. Seneff S, Nigh G, Kyriakopoulos AM, McCullough PA. Innate immune suppression by SARS-CoV-2 mRNA vaccinations: The role of G-quadruplexes, exosomes, and MicroRNAs. *Food Chem Toxicol*. 2022 Jun;164:113008. doi: 10.1016/j.fct.2022.113008. Epub 2022 Apr 15. PMID: 35436552; PMCID: PMC9012513.
6. Uversky VN, Redwan EM, Makis W, Rubio-Casillas A. IgG4 Antibodies Induced by Repeated Vaccination May Generate Immune Tolerance to the SARS-CoV-2 Spike Protein. *Vaccines (Basel)*. 2023 May 17;11(5):991. doi: 10.3390/vaccines11050991. PMID: 37243095; PMCID: PMC10222767.
7. Theoharides TC. Could SARS-CoV-2 Spike Protein Be Responsible for Long-COVID Syndrome? *Mol Neurobiol*. 2022 Mar;59(3):1850-1861. doi: 10.1007/s12035-021-02696-0. Epub 2022 Jan 13. PMID: 35028901; PMCID: PMC8757925.
8. Theoharides TC, Conti P. Be aware of SARS-CoV-2 spike protein: There is more than meets the eye. *J Biol Regul Homeost Agents*. 2021 May-Jun;35(3):833-838. doi: 10.23812/THEO_EDIT_3_21. PMID: 34100279.
9. Aleem A, Nadeem AJ. Coronavirus (COVID-19) Vaccine-Induced Immune Thrombotic Thrombocytopenia (VITT). 2022 Oct 3. In: *StatPearls [Internet]*. Treasure Island (FL): StatPearls Publishing; 2023 Jan—. PMID: 34033367.

- 10.**Bozkurt B, Kamat I, Hotez PJ. Myocarditis With COVID-19 mRNA Vaccines. *Circulation*. 2021 Aug 10;144(6):471-484. doi: 10.1161/CIRCULATIONAHA.121.056135. Epub 2021 Jul 20. PMID: 34281357; PMCID: PMC8340726.
- 11.**Yonker LM, Swank Z, Bartsch YC, Burns MD, Kane A, Boribong BP, Davis JP, Loiselle M, Novak T, Senussi Y, Cheng CA, Burgess E, Edlow AG, Chou J, Dionne A, Balaguru D, Lahoud-Rahme M, Arditi M, Julg B, Randolph AG, Alter G, Fasano A, Walt DR. Circulating Spike Protein Detected in Post-COVID-19 mRNA Vaccine Myocarditis. *Circulation*. 2023 Mar 14;147(11):867-876. doi: 10.1161/CIRCULATIONAHA.122.061025. Epub 2023 Jan 4. PMID: 36597886; PMCID: PMC10010667.
- 12.**Castruita JAS, Schneider UV, Mollerup S, Leineweber TD, Weis N, Bukh J, Pedersen MS, Westh H. SARS-CoV-2 spike mRNA vaccine sequences circulate in blood up to 28 days after COVID-19 vaccination. *APMIS*. 2023 Mar;131(3):128-132. doi: 10.1111/apm.13294. Epub 2023 Jan 29. PMID: 36647776; PMCID: PMC10107710.
- 13.** Nonclinical Evaluation of BNT162b2 [mRNA] COVID-19 vaccine (COMIRNATY) [Internet]. Australian Government Department of Health - Therapeutic Goods Administration; 2021 [cited 2023 May 23]. Available from: <https://www.tga.gov.au/sites/default/files/foi-2389-06.pdf>

- 14.** Vaccine Adverse Event Reporting System (VAERS) [online]. Available at: <https://vaers.hhs.gov>.
- 15.** Harald Walach, Rainer J. Klement, and Wouter Aukema. 2021. The Safety of COVID-19 Vaccinations - Should We Rethink the Policy? *Sci, Publ Health Pol & Law* **3**:87-99.
- 16.** Scarl R, Parkinson B, Arole V, Hardy T, Allenby P. The hospital autopsy: the importance in keeping autopsy an option. *Autopsy Case Rep*. 2022 Feb 17;12:e2021333. doi: 10.4322/acr.2021.333. PMID: 35252044; PMCID: PMC8890781.
- 17.** Hojberg Y, Abdeljaber M, Prahlow JA. Generalized Eosinophilia Following Moderna COVID-19 Vaccine Administration: A Case Report. *Acad Forensic Pathol*. 2023 Mar;13(1):9-15. doi: 10.1177/19253621231157933. Epub 2023 Mar 28. PMID: 37091194; PMCID: PMC10119868.
- 18.** Nushida H, Ito A, Kurata H, Umemoto H, Tokunaga I, Iseki H, Nishimura A. A case of fatal multi-organ inflammation following COVID-19 vaccination. *Leg Med (Tokyo)*. 2023 Mar 20;63:102244. doi: 10.1016/j.legalmed.2023.102244. Epub ahead of print. PMID: 36990036; PMCID: PMC10027302.
- 19.** Jeon YH, Choi S, Park JH, Lee JK, Yeo NS, Lee S, Suh YL. Sudden Death Associated With Possible Flare-Ups of Multiple Sclerosis After COVID-19

Vaccination and Infection: A Case Report and Literature Review. *J Korean Med Sci.* 2023 Mar 13;38(10):e78. doi: 10.3346/jkms.2023.38.e78. PMID: 36918031; PMCID: PMC10010908.

- 20.** Esposito M, Cocimano G, Vanaria F, Sessa F, Salerno M. Death from COVID-19 in a Fully Vaccinated Subject: A Complete Autopsy Report. *Vaccines (Basel).* 2023 Jan 9;11(1):142. doi: 10.3390/vaccines11010142. PMID: 36679987; PMCID: PMC9865400.
- 21.** Chaves JJ, Bonilla JC, Chaves-Cabezas V, Castro A, Polo JF, Mendoza O, Correa-Rodríguez J, Piedrahita AC, Romero-Fandiño IA, Caro MV, González AC, Sánchez LK, Murcia F, Márquez G, Benavides A, Quiroga MDP, López J, Parra-Medina R. A postmortem study of patients vaccinated for SARS-CoV-2 in Colombia. *Rev Esp Patol.* 2023 Jan-Mar;56(1):4-9. doi: 10.1016/j.patol.2022.09.003. Epub 2022 Oct 31. PMID: 36599599; PMCID: PMC9618417.
- 22.** Mörz M. A Case Report: Multifocal Necrotizing Encephalitis and Myocarditis after BNT162b2 mRNA Vaccination against COVID-19. *Vaccines (Basel).* 2022 Oct 1;10(10):1651. doi: 10.3390/vaccines10101651. PMID: 36298516; PMCID: PMC9611676.
- 23.** Alunni V, Bernardi C, Chevalier N, Cabusat C, Quatrehomme G, Torrents J, Biglia E, Gaillard Y, Drici MD. Postmortem PF4 antibodies confirm a rare

case of thrombosis thrombocytopenia syndrome associated with ChAdOx1 nCoV-19 anti-COVID vaccination. *Int J Legal Med.* 2023 Mar;137(2):487-492. doi: 10.1007/s00414-022-02910-1. Epub 2022 Oct 27. PMID: 36289074; PMCID: PMC9607767.

- 24.** Takahashi M, Kondo T, Yamasaki G, Sugimoto M, Asano M, Ueno Y, Nagasaki Y. An autopsy case report of aortic dissection complicated with histiolympocytic pericarditis and aortic inflammation after mRNA COVID-19 vaccination. *Leg Med (Tokyo).* 2022 Nov;59:102154. doi: 10.1016/j.legalmed.2022.102154. Epub 2022 Sep 29. PMID: 36191411; PMCID: PMC9519380.
- 25.** Murata K, Nakao N, Ishiuchi N, Fukui T, Katsuya N, Fukumoto W, Oka H, Yoshikawa N, Nagao T, Namera A, Kakimoto N, Oue N, Awai K, Yoshimoto K, Nagao M. Four cases of cytokine storm after COVID-19 vaccination: Case report. *Front Immunol.* 2022 Aug 15;13:967226. doi: 10.3389/fimmu.2022.967226. PMID: 36045681; PMCID: PMC9420842.
- 26.** Satomi H, Katano H, Kanno H, Kobayashi M, Ohkuma Y, Hashidume N, Usui T, Tsukada S, Ito I. An autopsy case of fulminant myocarditis after severe acute respiratory syndrome coronavirus 2 vaccine inoculation. *Pathol Int.* 2022 Oct;72(10):519-524. doi: 10.1111/pin.13267. Epub 2022 Aug 30. PMID: 36040128; PMCID: PMC9537995.

- 27.** Suzuki H, Ro A, Takada A, Saito K, Hayashi K. Autopsy findings of post-COVID-19 vaccination deaths in Tokyo Metropolis, Japan, 2021. *Leg Med (Tokyo)*. 2022 Nov;59:102134. doi: 10.1016/j.legalmed.2022.102134. Epub 2022 Aug 20. PMID: 36037554; PMCID: PMC9392553.
- 28.** Mele F, Tafuri S, Stefanizzi P, D Amati A, Calvano M, Leonardelli M, Macorano E, Duma S, De Gabriele G, Introna F, De Donno A. Cerebral venous sinus thrombosis after COVID-19 vaccination and congenital deficiency of coagulation factors: Is there a correlation? *Hum Vaccin Immunother*. 2022 Nov 30;18(6):2095166. doi: 10.1080/21645515.2022.2095166. Epub 2022 Jul 27. PMID: 35895937; PMCID: PMC9746424.
- 29.** Yoshimura Y, Sasaki H, Miyata N, Miyazaki K, Okudela K, Tateishi Y, Hayashi H, Kawana-Tachikawa A, Iwashita H, Maeda K, Ihama Y, Hatayama Y, Ryo A, Tachikawa N. An autopsy case of COVID-19-like acute respiratory distress syndrome after mRNA-1273 SARS-CoV-2 vaccination. *Int J Infect Dis*. 2022 Aug;121:98-101. doi: 10.1016/j.ijid.2022.04.057. Epub 2022 Apr 30. PMID: 35500794; PMCID: PMC9054706.
- 30.** Roncati L, Manenti A, Corsi L. A Three-Case Series of Thrombotic Deaths in Patients over 50 with Comorbidities Temporally after modRNA COVID-

19 Vaccination. *Pathogens*. 2022 Apr 3;11(4):435. doi:

10.3390/pathogens11040435. PMID: 35456110; PMCID: PMC9032304.

- 31.** Kang DH, Na JY, Yang JH, Moon SH, Kim SH, Jung JJ, Cha HJ, Ahn JH, Park YW, Cho SY, Yu HK, Lee SH, Park MY, Kim JW, Byun JH. Fulminant Giant Cell Myocarditis following Heterologous Vaccination of ChAdOx1 nCoV-19 and Pfizer-BioNTech COVID-19. *Medicina (Kaunas)*. 2022 Mar 20;58(3):449. doi: 10.3390/medicina58030449. PMID: 35334625; PMCID: PMC8950462.
- 32.** Kamura Y, Terao T, Akao S, Kono Y, Honma K, Matsue K. Fatal thrombotic microangiopathy with rhabdomyolysis as an initial symptom after the first dose of mRNA-1273 vaccine: A case report. *Int J Infect Dis*. 2022 Apr;117:322-325. doi: 10.1016/j.ijid.2022.02.031. Epub 2022 Feb 18. PMID: 35189339; PMCID: PMC8853962.
- 33.** Ishioka Y, Makiguchi T, Itoga M, Tanaka H, Taima K, Goto S, Tasaka S. Acute Exacerbation of Interstitial Lung Disease After SARS-CoV-2 Vaccination: A Case Series. *Chest*. 2022 Dec;162(6):e311-e316. doi: 10.1016/j.chest.2022.08.2213. PMID: 36494131; PMCID: PMC9723271.
- 34.** Gill JR, Tashjian R, Duncanson E. Autopsy Histopathologic Cardiac Findings in 2 Adolescents Following the Second COVID-19 Vaccine Dose.

Arch Pathol Lab Med. 2022 Aug 1;146(8):925-929. doi: 10.5858/arpa.2021-0435-SA. PMID: 35157759.

- 35.** Pomara C, Salerno M, Esposito M, Sessa F, Certo F, Tripodo C, Rappa F, Barbagallo GM. Histological and immunohistochemical findings in a fatal case of thrombotic thrombocytopenia after ChAdOx1 nCov-19 vaccination. Pathol Res Pract. 2022 Mar;231:153796. doi: 10.1016/j.prp.2022.153796. Epub 2022 Feb 4. PMID: 35144085.
- 36.** Yeo A, Kuek B, Lau M, Tan SR, Chan S. Post COVID-19 vaccine deaths - Singapore's early experience. Forensic Sci Int. 2022 Jan 19;332:111199. doi: 10.1016/j.forsciint.2022.111199. Epub ahead of print. PMID: 35078041; PMCID: PMC8767909.
- 37.** Ameratunga R, Woon ST, Sheppard MN, Garland J, Ondruschka B, Wong CX, Stewart RAH, Tatley M, Stables SR, Tse RD. First Identified Case of Fatal Fulminant Necrotizing Eosinophilic Myocarditis Following the Initial Dose of the Pfizer-BioNTech mRNA COVID-19 Vaccine (BNT162b2, Comirnaty): an Extremely Rare Idiosyncratic Hypersensitivity Reaction. J Clin Immunol. 2022 Apr;42(3):441-447. doi: 10.1007/s10875-021-01187-0. Epub 2022 Jan 3. PMID: 34978002; PMCID: PMC8720536.
- 38.** Günther A, Brämer D, Pletz MW, Kamradt T, Baumgart S, Mayer TE, Baier M, Autsch A, Mawrin C, Schönborn L, Greinacher A, Thiele T. Complicated

Long Term Vaccine Induced Thrombotic Immune Thrombocytopenia-A
Case Report. *Vaccines (Basel)*. 2021 Nov 17;9(11):1344. doi:
10.3390/vaccines9111344. PMID: 34835275; PMCID: PMC8622649.

- 39.**Permezel F, Borojevic B, Lau S, de Boer HH. Acute disseminated
encephalomyelitis (ADEM) following recent Oxford/AstraZeneca COVID-
19 vaccination. *Forensic Sci Med Pathol*. 2022 Mar;18(1):74-79. doi:
10.1007/s12024-021-00440-7. Epub 2021 Nov 4. PMID: 34735684;
PMCID: PMC8567127.
- 40.**Choi S, Lee S, Seo JW, Kim MJ, Jeon YH, Park JH, Lee JK, Yeo NS.
Myocarditis-induced Sudden Death after BNT162b2 mRNA COVID-19
Vaccination in Korea: Case Report Focusing on Histopathological Findings.
J Korean Med Sci. 2021 Oct 18;36(40):e286. doi:
10.3346/jkms.2021.36.e286. PMID: 34664804; PMCID: PMC8524235.
- 41.**Schneider J, Sottmann L, Greinacher A, Hagen M, Kasper HU, Kuhnen C,
Schlepper S, Schmidt S, Schulz R, Thiele T, Thomas C, Schmeling A.
Postmortem investigation of fatalities following vaccination with COVID-19
vaccines. *Int J Legal Med*. 2021 Nov;135(6):2335-2345. doi:
10.1007/s00414-021-02706-9. Epub 2021 Sep 30. PMID: 34591186;
PMCID: PMC8482743.

- 42.** Verma AK, Lavine KJ, Lin CY. Myocarditis after Covid-19 mRNA Vaccination. *N Engl J Med.* 2021 Sep 30;385(14):1332-1334. doi: 10.1056/NEJMc2109975. Epub 2021 Aug 18. PMID: 34407340; PMCID: PMC8385564.
- 43.** Wiedmann M, Skattør T, Stray-Pedersen A, Romundstad L, Antal EA, Marthinsen PB, Sørvoll IH, Leiknes Ernsten S, Lund CG, Holme PA, Johansen TO, Brunborg C, Aamodt AH, Schultz NH, Skagen K, Skjelland M. Vaccine Induced Immune Thrombotic Thrombocytopenia Causing a Severe Form of Cerebral Venous Thrombosis With High Fatality Rate: A Case Series. *Front Neurol.* 2021 Jul 30;12:721146. doi: 10.3389/fneur.2021.721146. PMID: 34393988; PMCID: PMC8363077.
- 44.** Pomara C, Sessa F, Ciaccio M, Dieli F, Esposito M, Giammanco GM, Garozzo SF, Giarratano A, Prati D, Rappa F, Salerno M, Tripodo C, Mannucci PM, Zamboni P. COVID-19 Vaccine and Death: Causality Algorithm According to the WHO Eligibility Diagnosis. *Diagnostics (Basel).* 2021 May 26;11(6):955. doi: 10.3390/diagnostics11060955. PMID: 34073536; PMCID: PMC8229116.
- 45.** Althaus K, Möller P, Uzun G, Singh A, Beck A, Bettag M, Bösmüller H, Guthoff M, Dorn F, Petzold GC, Henkes H, Heyne N, Jumaa H, Kreiser K, Limpach C, Luz B, Maschke M, Müller JA, Münch J, Nagel S, Pötzsch B,

Müller J, Schlegel C, Viardot A, Bänzner H, Wolf M, Pelzl L, Warm V, Willinek WA, Steiner J, Schneiderhan-Marra N, Vollherbst D, Sachs UJ, Fend F, Bakchoul T. Antibody-mediated procoagulant platelets in SARS-CoV-2-vaccination associated immune thrombotic thrombocytopenia.

Haematologica. 2021 Aug 1;106(8):2170-2179. doi:

10.3324/haematol.2021.279000. PMID: 34011137; PMCID: PMC8327736.

46.Edler C, Klein A, Schröder AS, Sperhake JP, Ondruschka B. Deaths associated with newly launched SARS-CoV-2 vaccination (Comirnaty®).

Leg Med (Tokyo). 2021 Jul;51:101895. doi:

10.1016/j.legalmed.2021.101895. Epub 2021 Apr 17. PMID: 33895650;

PMCID: PMC8052499.

47.Hansen T, Titze U, Kulamadayil-Heidenreich NSA, Glombitza S, Tebbe JJ, Röcken C, Schulz B, Weise M, Wilkens L. First case of postmortem study in a patient vaccinated against SARS-CoV-2. Int J Infect Dis. 2021

Jun;107:172-175. doi: 10.1016/j.ijid.2021.04.053. Epub 2021 Apr 16.

PMID: 33872783; PMCID: PMC8051011.

48.Baronti A, Gentile F, Manetti AC, Scatena A, Pellegrini S, Pucci A, Franzini M, Castiglione V, Maiese A, Giannoni A, Pistello M, Emdin M, Aquaro GD, Di Paolo M. Myocardial Infarction Following COVID-19 Vaccine

Administration: *Post Hoc, Ergo Propter Hoc?* Viruses. 2022 Jul

27;14(8):1644. doi: 10.3390/v14081644. PMID: 36016266; PMCID: PMC9413746.

- 49.** Ittiwut C, Mahasirimongkol S, Srisont S, Ittiwut R, Chockjamsai M, Durongkadech P, Sawaengdee W, Khunphon A, Larpadisorn K, Wattanapokayakit S, Wetchaphanphesat S, Arunotong S, Srimahachota S, Pittayawonganon C, Thammawijaya P, Sutdan D, Doungngern P, Khongphatthanayothin A, Kerr SJ, Shotelersuk V. Genetic basis of sudden death after COVID-19 vaccination in Thailand. *Heart Rhythm*. 2022 Aug 5;19(11):1874–9. doi: 10.1016/j.hrthm.2022.07.019. Epub ahead of print. PMID: 35934244; PMCID: PMC9352648.
- 50.** Greinacher A, Thiele T, Warkentin TE, Weisser K, Kyrle PA, Eichinger S. Thrombotic Thrombocytopenia after ChAdOx1 nCov-19 Vaccination. *N Engl J Med*. 2021 Jun 3;384(22):2092-2101. doi: 10.1056/NEJMoa2104840. Epub 2021 Apr 9. PMID: 33835769; PMCID: PMC8095372.
- 51.** Mauriello A, Scimeca M, Amelio I, Massoud R, Novelli A, Di Lorenzo F, Finocchiaro S, Cimino C, Telesca R, Chiocchi M, Sun Q, Wang Y, Shi Y, Novelli G, Melino G. Thromboembolism after COVID-19 vaccine in patients with preexisting thrombocytopenia. *Cell Death Dis*. 2021 Aug 3;12(8):762. doi: 10.1038/s41419-021-04058-z. PMID: 34344867; PMCID: PMC8328816.

- 52.** Bjørnstad-Tuveng TH, Rudjord A, Anker P. Fatal cerebral haemorrhage after COVID-19 vaccine. *Tidsskr Nor Laegeforen*. 2021 Apr 29;141. English, Norwegian. doi: 10.4045/tidsskr.21.0312. PMID: 33928772.
- 53.** Scully M, Singh D, Lown R, Poles A, Solomon T, Levi M, Goldblatt D, Kotoucek P, Thomas W, Lester W. Pathologic Antibodies to Platelet Factor 4 after ChAdOx1 nCoV-19 Vaccination. *N Engl J Med*. 2021 Jun 10;384(23):2202-2211. doi: 10.1056/NEJMoa2105385. Epub 2021 Apr 16. PMID: 33861525; PMCID: PMC8112532.
- 54.** Choi GJ, Baek SH, Kim J, Kim JH, Kwon GY, Kim DK, Jung YH, Kim S. Fatal Systemic Capillary Leak Syndrome after SARS-CoV-2 Vaccination in Patient with Multiple Myeloma. *Emerg Infect Dis*. 2021 Nov;27(11):2973-2975. doi: 10.3201/eid2711.211723. Epub 2021 Aug 30. PMID: 34459725; PMCID: PMC8544977.
- 55.** Schwab C, Domke LM, Hartmann L, Stenzinger A, Longerich T, Schirmacher P. Autopsy-based histopathological characterization of myocarditis after anti-SARS-CoV-2-vaccination. *Clin Res Cardiol*. 2023 Mar;112(3):431-440. doi: 10.1007/s00392-022-02129-5. Epub 2022 Nov 27. PMID: 36436002; PMCID: PMC9702955.
- 56.** Hirschbühl K, Schaller T, Märkl B, Claus R, Sipos E, Rentschler L, Maccagno A, Grosser B, Kling E, Neidig M, Kröncke T, Spring O, Braun G,

Bösmüller H, Seidl M, Esposito I, Pablik J, Hilsenbeck J, Boor P, Beer M, Dintner S, Wylezich C. High viral loads: what drives fatal cases of COVID-19 in vaccinees? - an autopsy study. *Mod Pathol*. 2022 Aug;35(8):1013-1021. doi: 10.1038/s41379-022-01069-9. Epub 2022 Apr 1. PMID: 35365771; PMCID: PMC8974809.

57.Hoshino N, Yanase M, Ichiyasu T, Kuwahara K, Kawai H, Muramatsu T, Ishii H, Tsukamoto T, Morimoto SI, Izawa H. An autopsy case report of fulminant myocarditis: Following mRNA COVID-19 vaccination. *J Cardiol Cases*. 2022 Dec;26(6):391-394. doi: 10.1016/j.jccase.2022.06.006. Epub 2022 Jul 4. PMID: 35812802; PMCID: PMC9250935.

58.Colombo D, Del Nonno F, Marchioni L, Lalle E, Galli P, Vaia F, Falasca L. Autopsies Revealed Pathological Features of COVID-19 in Unvaccinated vs. Vaccinated Patients. *Biomedicines*. 2023 Feb 14;11(2):551. doi: 10.3390/biomedicines11020551. PMID: 36831087; PMCID: PMC9953314.

59.Mosna K, Vadkerti P, Papp L, Palkovic M, Janega P, Babal P. Guillain-Barré syndrome with lethal outcome following covid-19 vaccination - case report supported by autopsy examination. *The Open Neurology Journal*. 2022 Mar 10;16(1). doi:10.2174/1874205x-v16-e2207270

60.Kaimori R, Nishida H, Uchida T, Tamura M, Kuroki K, Murata K, Hatakeyama K, Ikeda Y, Amemiya K, Nishizono A, Daa T, Mori S.

Histopathologically TMA-like distribution of multiple organ thromboses following the initial dose of the BNT162b2 mRNA vaccine (Comirnaty, Pfizer/BioNTech): an autopsy case report. *Thromb J.* 2022 Oct 6;20(1):61. doi: 10.1186/s12959-022-00418-7. PMID: 36203145; PMCID: PMC9540301.

- 61.** Wong HL, Hu M, Zhou CK, Lloyd PC, Amend KL, Beachler DC, Secora A, McMahill-Walraven CN, Lu Y, Wu Y, Ogilvie RP, Reich C, Djibo DA, Wan Z, Seeger JD, Akhtar S, Jiao Y, Chillarige Y, Do R, Hornberger J, Obidi J, Forshee R, Shoaibi A, Anderson SA. Risk of myocarditis and pericarditis after the COVID-19 mRNA vaccination in the USA: a cohort study in claims databases. *Lancet.* 2022 Jun 11;399(10342):2191-2199. doi: 10.1016/S0140-6736(22)00791-7. PMID: 35691322; PMCID: PMC9183215.
- 62.** Park DY, An S, Kaur A, Malhotra S, Vij A. Myocarditis after COVID-19 mRNA vaccination: A systematic review of case reports and case series. *Clin Cardiol.* 2022 Jul;45(7):691-700. doi: 10.1002/clc.23828. Epub 2022 Jun 2. PMID: 35652390; PMCID: PMC9286338.
- 63.** Baqi DH, Kakamad FH, Mahmood ZH, Fattah FH, Ahmed SF, Hassan MN, Hama Amin BJ, Mohammed SH, Mikael TM, Hassan HA, Salh AM. Myocardial infarction following COVID-19 vaccine administration; a

systematic review. *Heliyon*. 2022 Nov 11;8(11):e11385. doi:

10.1016/j.heliyon.2022.e11385. PMID: 36406668; PMCID: PMC9650518.

- 64.**Zafar U, Zafar H, Ahmed MS, Khattak M. Link between COVID-19 vaccines and myocardial infarction. *World J Clin Cases*. 2022 Oct 6;10(28):10109-10119. doi: 10.12998/wjcc.v10.i28.10109. PMID: 36246837; PMCID: PMC9561578.
- 65.**Baumeier C, Aleshcheva G, Harms D, Gross U, Hamm C, Assmus B, Westenfeld R, Kelm M, Rammos S, Wenzel P, Münzel T, Elsässer A, Gailani M, Perings C, Bourakkadi A, Flesch M, Kempf T, Bauersachs J, Escher F, Schultheiss HP. Intramyocardial Inflammation after COVID-19 Vaccination: An Endomyocardial Biopsy-Proven Case Series. *Int J Mol Sci*. 2022 Jun 22;23(13):6940. doi: 10.3390/ijms23136940. PMID: 35805941; PMCID: PMC9266869.
- 66.**Wangu Z, Swartz H, Doherty M. Multisystem inflammatory syndrome in children (MIS-C) possibly secondary to COVID-19 mRNA vaccination. *BMJ Case Rep*. 2022 Mar 30;15(3):e247176. doi: 10.1136/bcr-2021-247176. PMID: 35354564; PMCID: PMC8968554.
- 67.**Ehikhametalor K, Deans-Minott J, Duncan JP. Multisystem Inflammatory Syndrome in Adults (MIS-A) After COVID-19 Infection and Recent Vaccination with Recombinant Adenoviral Vector Encoding the Spike

Protein Antigen of SARS-CoV-2 (ChAdOx1 nCoV-19, Vaxzevria). *J Intensive Care Med.* 2023 Feb;38(2):232-237. doi: 10.1177/08850666221121589. Epub 2022 Aug 17. PMID: 35979616; PMCID: PMC9389272.

- 68.** Zidan A, Noureldin A, Kumar SA, Elsebaie A, Othman M. COVID-19 Vaccine-Associated Immune Thrombosis and Thrombocytopenia (VITT): Diagnostic Discrepancies and Global Implications. *Semin Thromb Hemost.* 2023 Feb;49(1):9-14. doi: 10.1055/s-0042-1759684. Epub 2023 Jan 5. PMID: 36603593.
- 69.** Ifeanyi N, Chinenye N, Oladiran O, David E, Mmonu C, Ogbonna-Nwosu C. Isolated pulmonary embolism following COVID vaccination: 2 case reports and a review of post-acute pulmonary embolism complications and follow-up. *J Community Hosp Intern Med Perspect.* 2021 Nov 15;11(6):877-879. doi: 10.1080/20009666.2021.1990825. PMID: 34804412; PMCID: PMC8604520.
- 70.** Abraham B, Mohammed Saeed H, Azeez Pasha SA. Acute respiratory distress syndrome secondary to COVID-19 mRNA vaccine administration in a pregnant woman: A case report. *Qatar Med J.* 2022 Aug 9;2022(3):40. doi: 10.5339/qmj.2022.40. PMID: 35974885; PMCID: PMC9372495.

- 71.**Yoshifuji A, Ishioka K, Masuzawa Y, Suda S, Murata S, Uwamino Y, Fujino M, Miyahara H, Hasegawa N, Ryuzaki M, Hoshino H, Sekine K. COVID-19 vaccine induced interstitial lung disease. *J Infect Chemother.* 2022 Jan;28(1):95-98. doi: 10.1016/j.jiac.2021.09.010. Epub 2021 Sep 20. PMID: 34580010; PMCID: PMC8450284.
- 72.**Chen Y, Xu Z, Wang P, Li XM, Shuai ZW, Ye DQ, Pan HF. New-onset autoimmune phenomena post-COVID-19 vaccination. *Immunology.* 2022 Apr;165(4):386-401. doi: 10.1111/imm.13443. Epub 2022 Jan 7. PMID: 34957554.
- 73.**Hosseini R, Askari N. A review of neurological side effects of COVID-19 vaccination. *Eur J Med Res.* 2023 Feb 25;28(1):102. doi: 10.1186/s40001-023-00992-0. PMID: 36841774; PMCID: PMC9959958.
- 74.**Ajmera K, Bansal R, Wilkinson H, Goyal L. Gastrointestinal Complications of COVID-19 Vaccines. *Cureus.* 2022 Apr 12;14(4):e24070. doi: 10.7759/cureus.24070. PMID: 35573556; PMCID: PMC9097558.
- 75.**Pantazatos S, Seligmann H. COVID vaccination and age-stratified all-cause mortality risk. *Research Gate* 2021 Oct 26. Epub Oct 26. DOI: 10.13140/RG.2.2.28257.43366
- 76.**Skidmore M. The role of social circle COVID-19 illness and vaccination experiences in COVID-19 vaccination decisions: an online survey of the

United States population. *BMC Infect Dis.* 2023 Jan 24;23(1):51. doi: 10.1186/s12879-023-07998-3. Retraction in: *BMC Infect Dis.* 2023 Apr 11;23(1):223. PMID: 36694131; PMCID: PMC9872073.

77.Aarstad, J.; Kvitastein, O.A. Is there a Link between the 2021 COVID-19 Vaccination Uptake in Europe and 2022 Excess All-Cause Mortality?. *Preprints.org* 2023, 2023020350.
<https://doi.org/10.20944/preprints202302.0350.v1>

78.Beesoon S, Bakal JA, Youngson E, Williams KP, Berzins SA, Brindle ME, Joffe AM. Excess deaths during the COVID-19 pandemic in Alberta, Canada. *IJID Reg.* 2022 Dec;5:62-67. doi: 10.1016/j.ijregi.2022.08.011. Epub 2022 Aug 30. PMID: 36060856; PMCID: PMC9424127.

79.Todd M, Scheeres A. Excess Mortality From Non-COVID-19 Causes During the COVID-19 Pandemic in Philadelphia, Pennsylvania, 2020-2021. *Am J Public Health.* 2022 Dec;112(12):1800-1803. doi: 10.2105/AJPH.2022.307096. PMID: 36383938; PMCID: PMC9670212.

80.Karlinsky A, Kobak D. The World Mortality Dataset: Tracking excess mortality across countries during the COVID-19 pandemic. *medRxiv* [Preprint]. 2021 Jun 4:2021.01.27.21250604. doi: 10.1101/2021.01.27.21250604. Update in: *Elife.* 2021 Jun 30;10: PMID: 33532789; PMCID: PMC7852240.

- 81.** COVID-19 Excess Mortality Collaborators. Estimating excess mortality due to the COVID-19 pandemic: a systematic analysis of COVID-19-related mortality, 2020-21. *Lancet*. 2022 Apr 16;399(10334):1513-1536. doi: 10.1016/S0140-6736(21)02796-3. Epub 2022 Mar 10. Erratum in: *Lancet*. 2022 Apr 16;399(10334):1468. PMID: 35279232; PMCID: PMC8912932.
- 82.** Msemburi W, Karlinsky A, Knutson V, Aleshin-Guendel S, Chatterji S, Wakefield J. The WHO estimates of excess mortality associated with the COVID-19 pandemic. *Nature*. 2023 Jan;613(7942):130-137. doi: 10.1038/s41586-022-05522-2. Epub 2022 Dec 14. PMID: 36517599; PMCID: PMC9812776.
- 83.** Shang W, Wang Y, Yuan J, Guo Z, Liu J, Liu M. Global Excess Mortality during COVID-19 Pandemic: A Systematic Review and Meta-Analysis. *Vaccines (Basel)*. 2022 Oct 12;10(10):1702. doi: 10.3390/vaccines10101702. PMID: 36298567; PMCID: PMC9607451.
- 84.** Maiese A, Baronti A, Manetti AC, Di Paolo M, Turillazzi E, Frati P, Fineschi V. Death after the Administration of COVID-19 Vaccines Approved by EMA: Has a Causal Relationship Been Demonstrated? *Vaccines (Basel)*. 2022 Feb 16;10(2):308. doi: 10.3390/vaccines10020308. PMID: 35214765; PMCID: PMC8875435.

- 85.**Sessa F, Salerno M, Esposito M, Di Nunno N, Zamboni P, Pomara C.
Autopsy Findings and Causality Relationship between Death and COVID-19
Vaccination: A Systematic Review. *J Clin Med.* 2021 Dec 15;10(24):5876.
doi: 10.3390/jcm10245876. PMID: 34945172; PMCID: PMC8709364.
- 86.**Pronker ES, Weenen TC, Commandeur H, Claassen EH, Osterhaus AD. Risk
in vaccine research and development quantified. *PLoS One.*
2013;8(3):e57755. doi: 10.1371/journal.pone.0057755. Epub 2013 Mar 20.
PMID: 23526951; PMCID: PMC3603987.
- 87.**Falsey AR, Sobieszczyk ME, Hirsch I, Sproule S, Robb ML, Corey L,
Neuzil KM, Hahn W, Hunt J, Mulligan MJ, McEvoy C, DeJesus E, Hassman
M, Little SJ, Pahud BA, Durbin A, Pickrell P, Daar ES, Bush L, Solis J, Carr
QO, Oyedele T, Buchbinder S, Cowden J, Vargas SL, Guerreros Benavides
A, Call R, Keefer MC, Kirkpatrick BD, Pullman J, Tong T, Brewinski Isaacs
M, Benkeser D, Janes HE, Nason MC, Green JA, Kelly EJ, Maaske J,
Mueller N, Shoemaker K, Takas T, Marshall RP, Pangalos MN, Villafana T,
Gonzalez-Lopez A; AstraZeneca AZD1222 Clinical Study Group. Phase 3
Safety and Efficacy of AZD1222 (ChAdOx1 nCoV-19) Covid-19 Vaccine. *N
Engl J Med.* 2021 Dec 16;385(25):2348-2360. doi:
10.1056/NEJMoa2105290. Epub 2021 Sep 29. PMID: 34587382; PMCID:
PMC8522798.

- 88.**Matar RH, Than CA, Nakanishi H, Daniel RS, Smayra K, Sim BL, Beran A, Danoun OA. Outcomes of patients with thromboembolic events following coronavirus disease 2019 AstraZeneca vaccination: a systematic review and meta-analysis. *Blood Coagul Fibrinolysis*. 2022 Mar 1;33(2):90-112. doi: 10.1097/MBC.0000000000001113. PMID: 34980833; PMCID: PMC8815637.
- 89.**Jain V, Lorgelly P. The impact of pausing the Oxford-AstraZeneca COVID-19 vaccine on uptake in Europe: a difference-in-differences analysis. *Eur J Public Health*. 2022 Aug 1;32(4):648-654. doi: 10.1093/eurpub/ckac039. PMID: 35394507; PMCID: PMC9341841.
- 90.**Tan LJ, Koh CP, Lai SK, Poh WC, Othman MS, Hussin H. A systemic review and recommendation for an autopsy approach to death followed the COVID 19 vaccination. *Forensic Sci Int*. 2022 Nov;340:111469. doi: 10.1016/j.forsciint.2022.111469. Epub 2022 Sep 20. PMID: 36162300; PMCID: PMC9487151.
- 91.**Hulscher N, Hodkinson R, Makis W, McCullough PA. Autopsy findings in cases of fatal COVID-19 vaccine-induced myocarditis. *ESC Heart Fail*. 2024 Jan 14. doi: 10.1002/ehf2.14680. Epub ahead of print. PMID: 38221509.

Figure Legends

Figure 1: Preferred Reporting Items for Systematic Reviews and Meta-Analyses (PRISMA) Flow Diagram Detailing the Study Selection Process

Figure 2: Proportion of Cases by Affected Organ System

Figure 3: Number of Affected Organ Systems by Cases

Figure 4: Distribution of Time from Last Vaccine Administration to Death Among Cases

Table Legends

Table 1: Characteristics of Included Autopsy and Necropsy Studies Examining Potential COVID-19 Vaccine-Related Deaths

Table 1 Legend:

*Cases = Number of deaths examined post-mortem

**Dose = Cumulative number of vaccine doses received

***Period = Time (in days) from most recent vaccine administration to death

~ = Inferred Period (Estimated period using all available information, definitive period not given)

Abbreviations: MIS = Multisystem Inflammatory Syndrome; SCD = Sudden Cardiac Death; MI = Myocardial Infarction; PE = Pulmonary Embolism; AZ = AstraZeneca; J&J = Johnson and Johnson; VITT = Vaccine-induced Immune Thrombotic Thrombocytopenia; ADEM = Acute Disseminated Encephalomyelitis; SCLS = Systemic Capillary Leak Syndrome; GBS = Guillain-Barre Syndrome; TMA = Thrombotic Microangiopathies; VI-ARDS = Vaccine-induced Acute Respiratory Distress Syndrome; UIP = Usual Interstitial Pneumonia.

Supplemental Table 1: Detailed Case Information and Death Adjudications

Table 2: Number and Proportion of Reported Causes of Death Among Included Cases

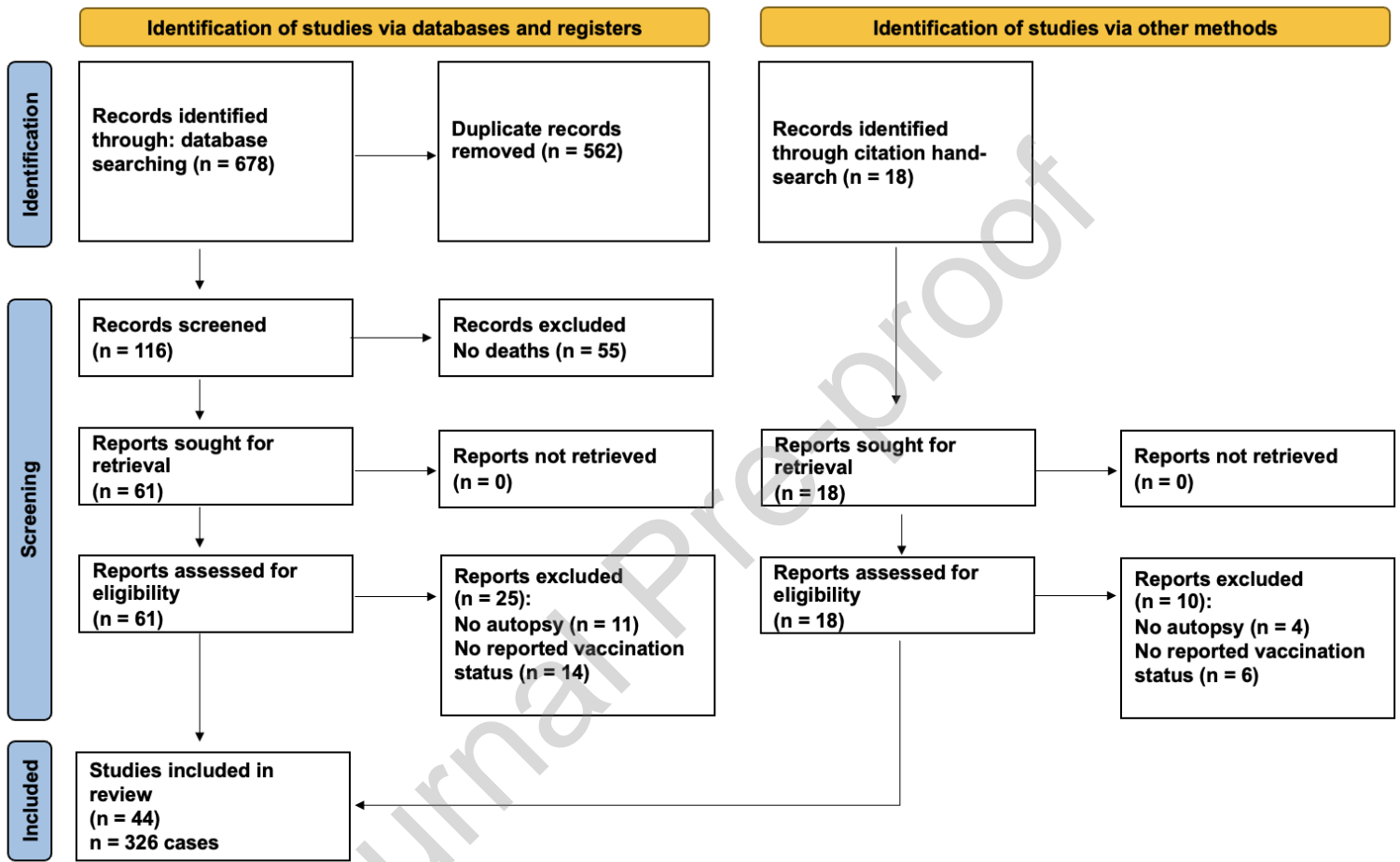


Figure 1.

Proportion of Cases by Affected Organ System

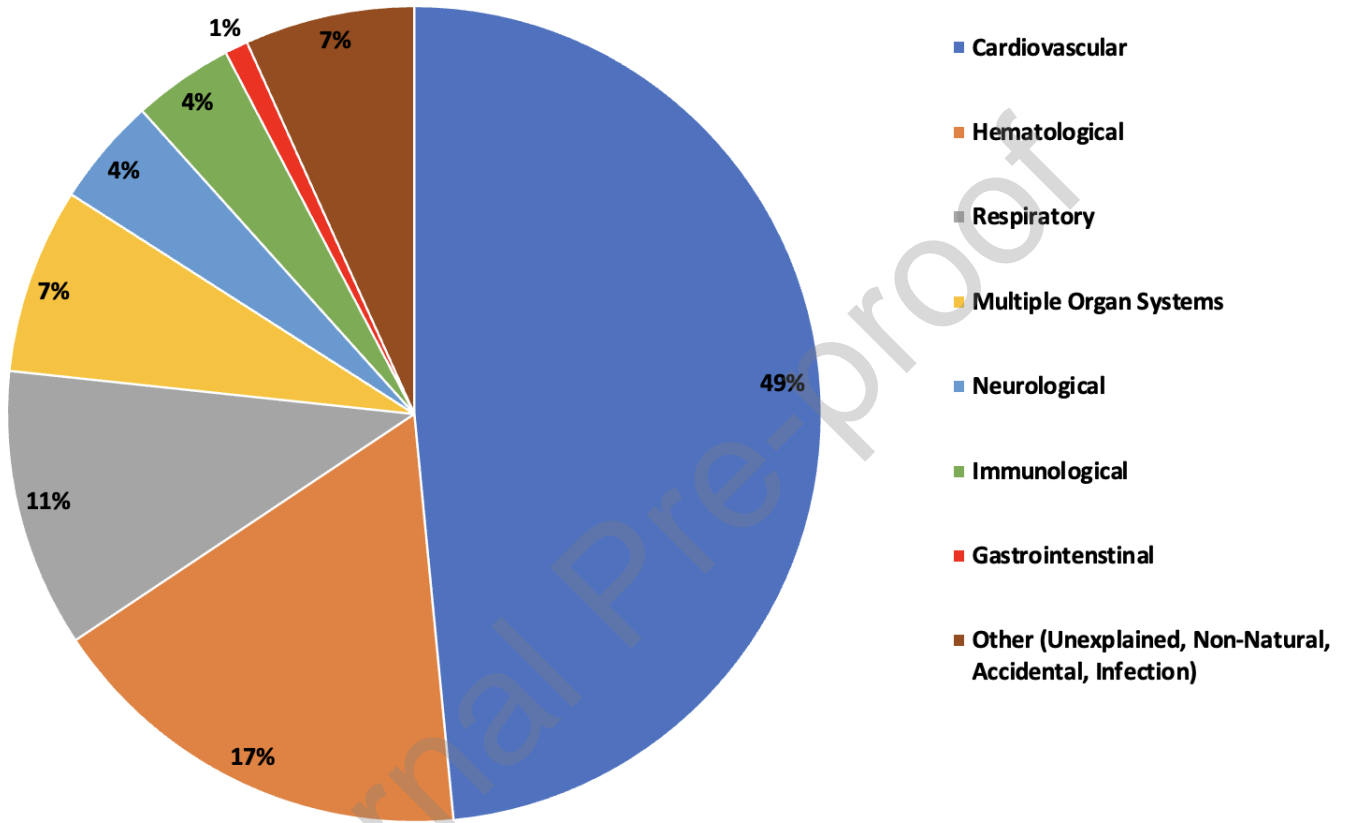


Figure 2.

Number of Affected Organ Systems by Cases

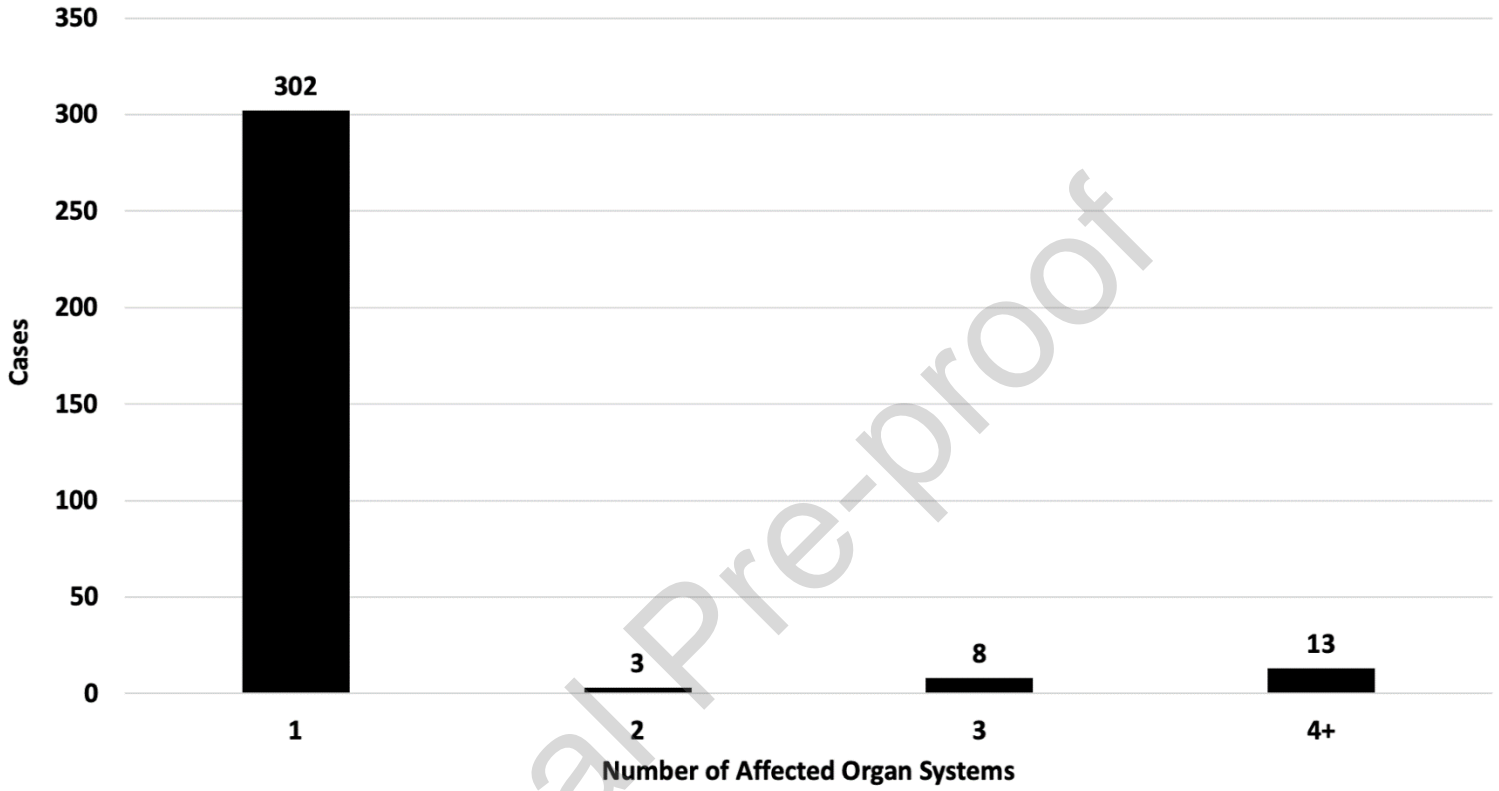


Figure 3.

Time from Last Vaccine Administration to Death

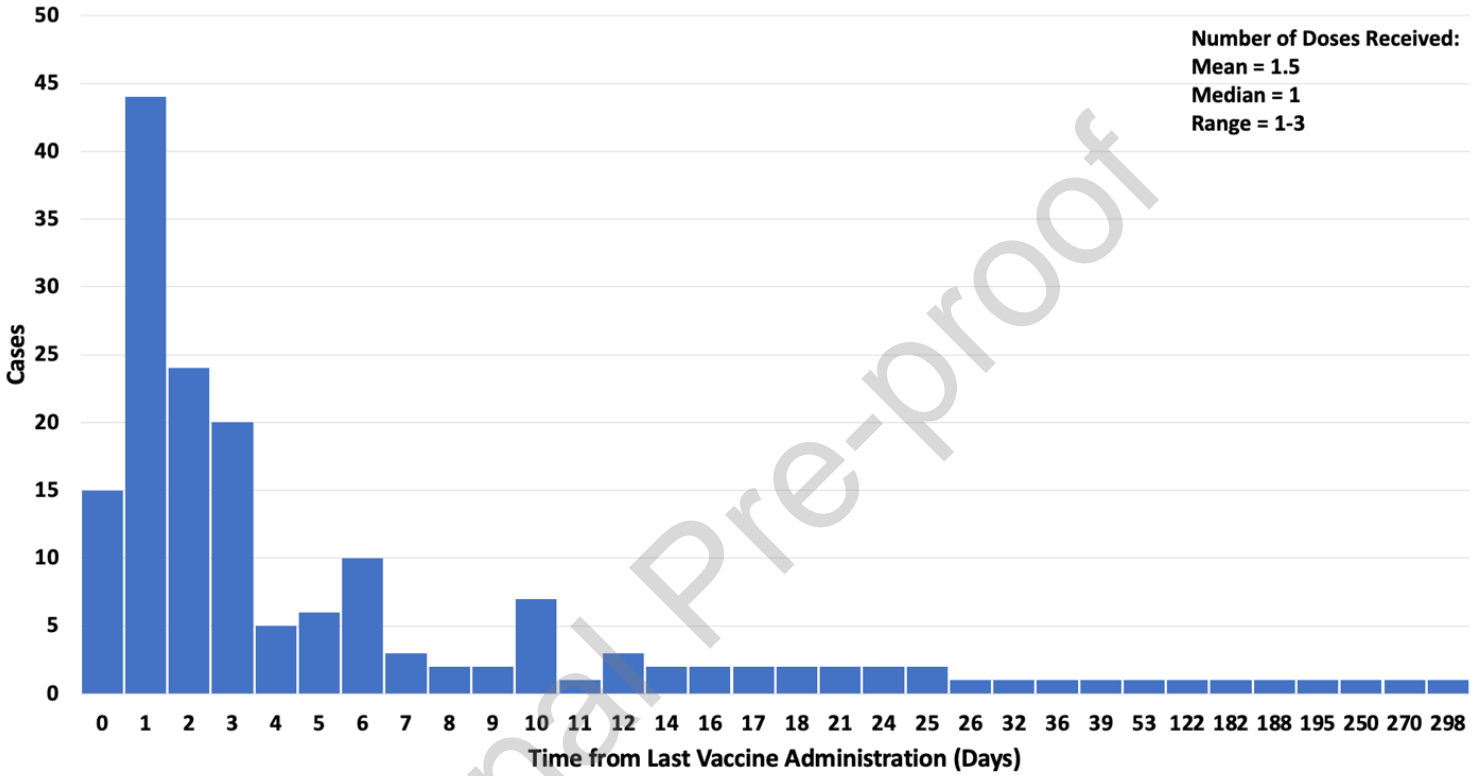


Figure 4.

AUTHOR	YEAR	COUNTRY	CASES*	AGE	SEX	VACCINE	DOSAGE*	DISEASE	ORGAN SYSTEM	PERIOD**	PROCEDURE
HOJBERG [17]	2023	USA	1			Moderna		Eosinophilia	Immuno logical	're cent'	Autopsy
NUSHIDA [18]	2023	Japan	1	14	F	Pfizer	3	MIS	MIS	2 days	Autopsy
JEON [19]	2023	Korea	1	19	M	Pfizer	2	Multiple sclerosis	Neuro logical	18 days	Autopsy
ESPOSITO [20]	2023	Italy	1	83	M	Pfizer	2	COVID-19	MIS		Autopsy
CHAVES [21]	2022	Colombia	12	84 (mean)	52% F	Sinovac, AZ, Pfizer	1-2	SCD, MI, PE	Cardiovascular, Hematological		Autopsy
MORZ [22]	2022	Germany	1	76	M	Pfizer	2	Encephalitis, myocarditis	MIS	21 days	Autopsy
ALUNNI [23]	2022	France	1	70	M	AZ	1	VITT	Hematological	25 days	Autopsy
TAKAHASHI [24]	2022	Japan	1	'90s'	M	Pfizer	3	Pericarditis	Cardiovascular	14 days	Autopsy
MURATA [25]	2022	Japan	4	34 (mean)	M	Moderna,	2	Cytokine Storm	Immuno logical	1-10 days	Autopsy

SATO MI [26]	2022	Japan	1	61	F	Pfizer	1	Myocarditis	Cardiovascular	10 days	Autopsy
SUZUKI [27]	2021	Japan	54	68.1 (mean)	37% F	Pfizer, Moderna	1-2	Various	Various	<7 days	Autopsy
MELLE [28]	2022	Italy	1	54	M	J&J	1	VITT	Hematological	~21 days	Autopsy
YOSHIMURA [29]	2022	Japan	1	88	F	Moderna	2	VI-ARDS	Respiratory	18 days	Autopsy
RONCATTI [30]	2022	Italy	3	72.3 (mean)	2 F	Pfizer	1-2	VITT	Hematological	18-12 days	Autopsy
KANG [31]	2022	Korea	1	48	F	AZ, Pfizer	2	Myocarditis (required transplant, no death)	Cardiovascular	15 days	Necropsy (heart)
KAMURA [32]	2022	Japan	1	57	M	Moderna	1	Thrombosis/rhabdomyolysis	MIS	53 days	Autopsy
ISHIOKA [33]	2022	Japan	1	67	M	Pfizer	1	Exacerbation of UIP	Respiratory	3 days	Autopsy
GILL [34]	2022	USA	2	'teen age,	M	Pfizer	2	Myocarditis	Cardiovascular	3-4 days	Autopsy

POMARA [35]	2022	Italy	1	37	F	AZ	1	VITT	Hematological	24 days	Autopsy
YEO [36]	2022	Singapore	28	65.1 (mean)	17.9% F	Pfizer, Moderna	1-2	Various	Various	<3 days	Autopsy
AMERATUNGA [37]	2022	New Zealand	1	57	F	Pfizer	1	Myocarditis	Cardiovascular	3 days	Autopsy
GUNTHER [38]	2021	Germany	1	54	M	AZ	1	VITT	Hematological	~121 days	Autopsy
PERMEZEL [39]	2022	Australia	1	63	M	AZ	1	ADEM	Neurological	32 days	Autopsy
CHOI [40]	2021	Korea	1	22	M	Pfizer	1	Myocarditis	Cardiovascular	5 days	Autopsy
SCHNEIDER [41]	2021	Germany	18	62.6 (mean)	50% F	AZ, Pfizer, Moderna, J&J	1-2	Various	Various	1-14 days	Autopsy
VERMA [42]	2021	USA	1	42	M	Moderna	2	Myocarditis	Cardiovascular	~14 days	Autopsy
WIEDMAN [43]	2021	Norway	4	41.8 (mean)	F	AZ	1	VITT	Hematological	7-25 days	Autopsy

POMARA [44]	2021	Italy	2	43.5 (mean)	1 F	AZ		VITT	Hematological	16-24 days	Autopsy
ALTHAUS [45]	2021	Germany	2	36 (mean)	1 F	AZ	1	VITT	Hematological	16-17 days	Autopsy
EDLER [46]	2021	Germany	3	'elderly'	1 F	Pfizer	1	COVID-19, MI, PE	Cardiovascular, Hematological, Respiratory	2-12 days	Autopsy
HANSEN [47]	2021	Germany	1	86	M	Pfizer	1	Renal/respiratory failure	MIS	26 days	Autopsy
BARONTI [48]	2022	Italy	5	64 (mean)	1 F	Pfizer, Moderna	1-2	MI	Cardiovascular	<1 day – 21 days	Autopsy
ITTIWUT [49]	2022	Thailand	13	42.8 (mean)	23 F	AZ, Sinopharm, Sinovac, Pfizer, Moderna	1-3	Various	Various	1-7 days	Autopsy

GREI NAC HER [50]	20 21	Ger man y	1	49	F	AZ	1	VITT	Hema tologi cal	10 da ys	Auto psy
MAU RIEL LO [51]	20 21	Ital y	1	48	F	AZ	1	VITT	Hema tologi cal	39 da ys	Auto psy
BJØR NSTA D- TUV ENG [52]	20 21	Nor way	1	'yo un g'	F	AZ	1	VITT	Hema tologi cal	~1 0 da ys	Auto psy
SCUL LY [53]	20 21	U.K .	1	52	F	AZ	1	VITT	Hema tologi cal	~> 10 da ys	Auto psy
CHOI [54]	20 21	Kor ea	1	38	M	J&J	1	SCLS	Hema tologi cal	2 da ys	Auto psy
SCH WAB [55]	20 23	Ger man y	5	57. 6 (m ea n)	3 F	Pfiz er, Mo der na	1-2	Myocardit is	Cardi ovasc ular	<7 da ys	Auto psy
HIRS CHB UHL [56]	20 22	Ger man y	29	32- 97	45 % F	Pfiz er, AZ, Sino vac	1-2	COVID- 19	Vario us	~1- 30 7 da ys	Auto psy
HOS HINO [57]	20 22	Jap an	1	27	M	Mo der na	1	Myocardit is	Cardi ovasc ular	36 da ys	Auto psy
COL OMB O [58]	20 23	Ital y	5	72 (m ea n)	2 F	Pfiz er	2	Various	Respi rator y, MIS	18 8- 29 8 da ys	Auto psy

MOS NA [59]	20 22	Slov akia	1	71	M	Pfizer	2	GBS	Neurologic al	10 days	Autopsy
KAI MORI [60]	20 22	Jap an	1	72	F	Pfizer	1	TMA	Hematologi cal	2 days	Autopsy

*Cases = Number of deaths examined post-mortem

**Dose = Cumulative number of vaccine doses received

***Period = Time (in days) from most recent vaccine administration to death

~ = Inferred Period (Estimated period using all available information, definitive period not given)

Abbreviations: MIS = Multisystem Inflammatory Syndrome; SCD = Sudden Cardiac Death; MI = Myocardial Infarction; PE = Pulmonary Embolism; AZ = AstraZeneca; J&J = Johnson and Johnson; VITT = Vaccine-induced Immune Thrombotic Thrombocytopenia; ADEM = Acute Disseminated Encephalomyelitis; SCLS = Systemic Capillary Leak Syndrome; GBS = Guillain-Barre Syndrome; TMA = Thrombotic Microangiopathies; VI-ARDS = Vaccine-induced Acute Respiratory Distress Syndrome; UIP = Usual Interstitial Pneumonia.

Table 1.

Reported Cause of Death	Cases	Proportion of Cases (N=326)
Cardiovascular System	158	48.5%
Sudden Cardiac Death	69	21.2%
Myocardial Infarction	31	9.5%
Ischemic Heart Disease	22	6.8%
Myocarditis	17	5.2%
Coronary Artery Disease	8	2.5%
Heart Failure	2	0.6%
Aortic Dissection	2	0.6%
Cardiomyopathy	2	0.6%
Pericarditis	1	0.3%
Hypertensive Heart Disease	1	0.3%
Cor Pulmonale	1	0.3%
Coronary Postal Stenosis	1	0.3%

Ventricular Dysplasia	1	0.3%
Hematological System	56	17.2%
Pulmonary Embolism	31	9.5%
Vaccine-Induced Immune Thrombotic Thrombocytopenia (VITT)	19	5.8%
Bleeding from Ruptured Aorta	1	0.3%
Coronary Thrombosis	1	0.3%
Thalassemia	1	0.3%
Systemic Capillary Leak Syndrome	1	0.3%
Thrombotic Microangiopathy	1	0.3%
Hemorrhagic Shock	1	0.3%
Respiratory System	36	11%
COVID-19 Pneumonia	19	5.8%
Respiratory Failure	8	2.5%
Bacterial Pneumonia	4	1.2%
Aspiration Pneumonia	1	0.3%
Hemopneumothorax	1	0.3%
Vaccine-Induced Acute Respiratory Distress Syndrome	1	0.3%
COVID-19 Acute Respiratory Distress Syndrome	1	0.3%
Exacerbation of Usual Interstitial Pneumonia	1	0.3%
Multiple Organ Systems	24	7.4%
Gastric Cancer	2	0.6%
COVID-19 pneumonia/Myocardial Infarction	2	0.6%
Multisystem Inflammatory Syndrome	1	0.3%
Pneumonia/brain hemorrhaging	1	0.3%
Myocardial Infarction/Respiratory Failure/Pulmonary Embolism	1	0.3%
Heart Failure/Small Bowel Ischemia	1	0.3%
Respiratory Failure/Cardiomyopathy/Encephalopathy	1	0.3%
Anaphylaxis/Hypoxic Brain Damage/Thrombosis/ Myocardial Infarction	1	0.3%
Hyperglycemic Coma	1	0.3%
Multi-Organ Failure from Cardiac Arrest	1	0.3%
Encephalitis/Myocarditis	1	0.3%
Renal/Respiratory Failure	1	0.3%
COVID-19	1	0.3%
Adhesion Ileus	1	0.3%
Strangulation Ileus	1	0.3%

Incarceration of Inguinal Hernia	1	0.3%
Ischemic Colitis	1	0.3%
Sigmoid Colon Cancer	1	0.3%
Lung cancer	1	0.3%
Multiple Thrombosis/Rhabdomyolysis	1	0.3%
Severe Interstitial Lung Disease/Coronary Artery Disease	1	0.3%
Unknown	1	0.3%
Neurological System	14	4.3%
Cerebral Hemorrhage	7	2.2%
Subarachnoid Hemorrhage	2	0.6%
Multiple Sclerosis	1	0.3%
Cerebral Ischemia	1	0.3%
Acute Disseminated Encephalomyelitis	1	0.3%
Epilepsy	1	0.3%
Guillain-Barre Syndrome	1	0.3%
Immunological System	13	4.0%
Cytokine Storm	4	1.2%
Diabetic Ketoacidosis	3	0.9%
'Metabolic Conditions'	3	0.9%
Neoplasia	2	0.6%
Eosinophilia	1	0.3%
Gastrointestinal System	3	0.9%
Sigmoid Volvulus	2	0.6%
Bleeding Duodenal Ulcer	1	0.3%
Other	22	6.8%
Unexplained	8	2.5%
Drowning	6	1.8%
Head injury	2	0.6%
Sepsis	2	0.6%
Malnutrition	1	0.3%
Pyelonephritis	1	0.3%
Alcohol Intoxication	1	0.3%
Poisoning	1	0.3%

Table 2.

Credit Author Statement

Nicolas Hulscher: Conceptualization, Investigation, Data curation, Formal analysis, Methodology, Project administration, Visualization, Writing – original draft, Writing – review & editing, Validation.

Peter A. McCullough: Conceptualization, Investigation, Methodology, Project administration, Supervision, Visualization, Writing – original draft, Writing – review & editing, Validation.

Roger Hodkinson and William Makis: Writing – review & editing, Validation, Investigation.

Richard Amerling and Paul Alexander: Writing – review & editing, Validation.

Heather Gessling, Harvey A. Risch, and Mark Trozzi: Supervision, Visualization, Writing – original draft, Writing – review & editing.

Declaration of Interest Statement

Drs Alexander, Amerling, Gessling, Hodkinson, Makis, McCullough, Risch, are affiliated with and receive salary support and/or hold equity positions in The Wellness Company, Boca Raton, FL which had no role in funding, analysis, or publication. Nothing to declare for Dr. Trozzi and Mr. Hulscher.

Highlights

- We found that 73.9% of deaths were directly due to or significantly contributed to by COVID-19 vaccination.
- Our data suggest a high likelihood of a causal link between COVID-19 vaccination and death.
- These findings indicate the urgent need to elucidate the pathophysiologic mechanisms of death with the goal of risk stratification and avoidance of death for the large numbers of individuals who have taken or will receive one or more COVID-19 vaccines in the future.
- This review helps provide the medical and forensic community a better understanding of COVID-19 vaccine fatal adverse events.